


SGB






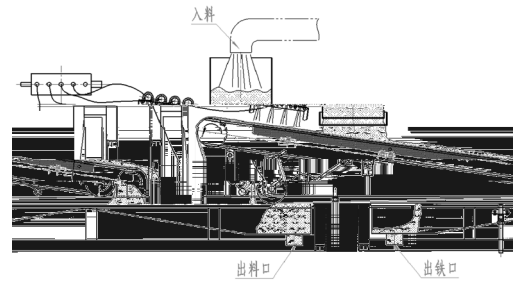
SGB

:

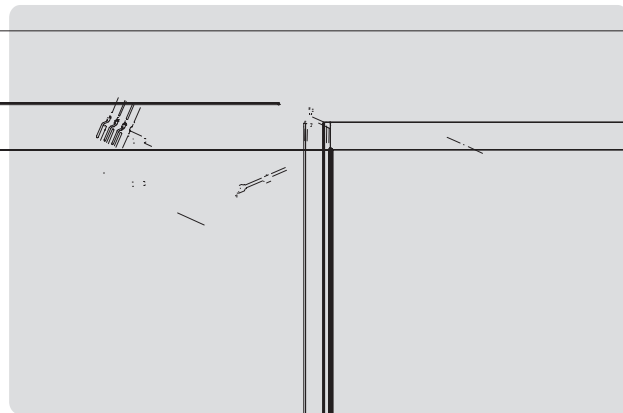
17000Gs

3

2.5



	mm	mm	Gs	%	Mpa	(mm)	t/h	
								kW
SGB- 0815	800	1500	15000	20 25%	0.2	- 3	5- 8	1.1
SGB- 1020	1000	2000					8- 12	1.5
SGB- 1220	1200	2000					10- 15	2.2
SGB- 1525	1500	2500					15- 20	2.2
SGB- 2025	2000	2500					20- 25	3
SGB- 2030	2000	3000					20- 25	3
SGB- 2525	2500	2500					25- 30	4
SGB- 2530	2500	3000					25- 30	4



1	3640	320		
2	4140	520		
4	4640	2020		
5	4640	2520	1850	98
6	5140	2520		
7	4640	3100		
8	5140	3100		